


50/60HZ PCB MOUNT TRANSFORMERS – UI RANGE

10W 30 × 16.5–UI 3016 SERIES



FEATURES:

- 115 V–230 V supply voltage by serie/parallel connection
- Vacuum filling
- Two compartments bobbins
- Degree of protection IP 00

OPTIONS:

- Bulk packaging is standard
- Custom design available

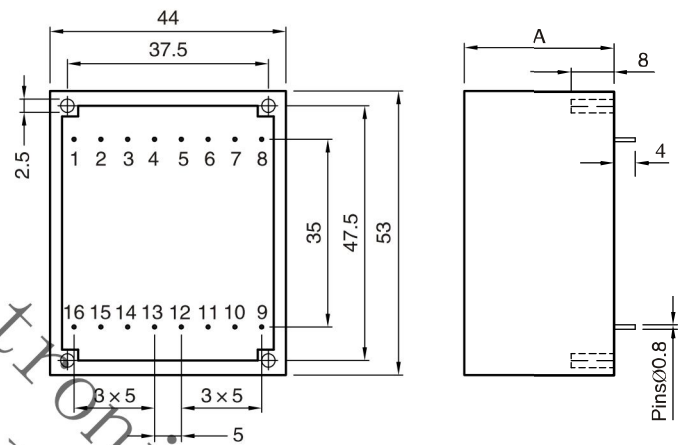
COMMON APPLICATIONS:

- Medical equipments
- Industrial equipments
- Industrial controls
- Test equipment
- Industrial computers
- Avionics & telecom

ELECTRICAL CHARACTERISTICS

PRIMARY VOLTAGE: 115~230				
Part Number	Secondary voltage V	Secondary Current mA	No-load voltage V	Ambient Temperature °C
UI 301631	2 × 6	2 × 833	2 × 7.9	T50B
UI 301632	2 × 9	2 × 556	2 × 11.9	T50B
UI 301633	2 × 12	2 × 417	2 × 15.9	T50B
UI 301634	2 × 15	2 × 333	2 × 19.8	T50B
UI 301635	2 × 18	2 × 278	2 × 23.7	T50B
UI 301636	2 × 24	2 × 208	2 × 31.7	T50B

PHYSICAL CHARACTERISTICS



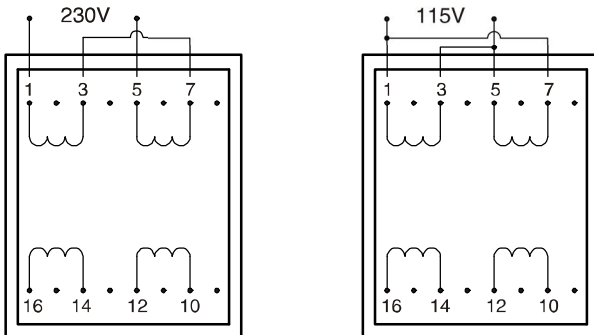
All dimensions in mm

TECHNICAL INFORMATION

- Resin class UL 94 VO
- Fuse protection in secondary winding (see diagram)
- Insulation voltage 4 KV
- 100% tested production
- Conform to EN 61558 Approval under process

CIRCUIT	RATING	DIMENSION:A	WEIGHT(g)
UI30 × 5.5	2VA/3VA	A=17mm	125
UI30 × 7.5	4VA	A=19mm	150
UI30 × 10.5	6VA	A=22mm	185
UI30 × 16.5	10VA	A=28mm	260

Possible primary connections



Possible secondary connections

