


# 50/60HZ PCB MOUNT TRANSFORMERS – UI RANGE

## 4W 30 × 5.5–UI 3005 SERIES



### FEATURES:

- 115 V–230 V supply voltage by serie/parallel connection
- Vacuum filling
- Two compartments bobbins
- Degree of protection IP 00

### OPTIONS:

- Bulk packaging is standard
- Custom design available

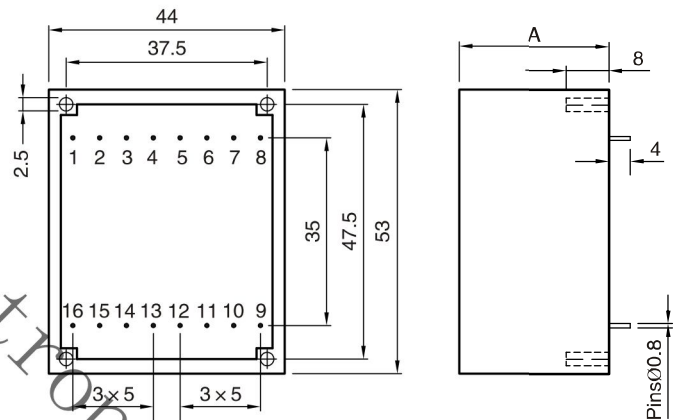
### COMMON APPLICATIONS:

- Medical equipments
- Industrial equipments
- Industrial controls
- Test equipment
- Industrial computers
- Avionics & telecom

### ELECTRICAL CHARACTERISTICS

PRIMARY VOLTAGE: 115~230				
Part Number	Secondary voltage V	Secondary Current mA	No-load voltage V	Ambient Temperature °C
UI 300519	2 × 6	2 × 333	2 × 9.4	T70B
UI 300520	2 × 9	2 × 222	2 × 14.0	T70B
UI 300521	2 × 12	2 × 167	2 × 18.6	T70B
UI 300522	2 × 15	2 × 133	2 × 23.3	T70B
UI 300523	2 × 18	2 × 111	2 × 28.0	T70B
UI 300524	2 × 24	2 × 83	2 × 37.4	T70B

### PHYSICAL CHARACTERISTICS



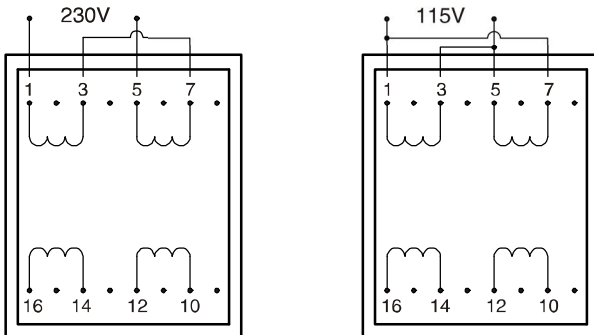
All dimensions in mm

### TECHNICAL INFORMATION

- Resin class UL 94 VO
- Fuse protection in secondary winding (see diagram)
- Insulation voltage 4 KV
- 100% tested production
- Conform to EN 61558 Approval under process

CIRCUIT	RATING	DIMENSION:A	WEIGHT(g)
UI30 × 5.5	2VA/3VA	A=17mm	125
UI30 × 7.5	4VA	A=19mm	150
UI30 × 10.5	6VA	A=22mm	185
UI30 × 16.5	10VA	A=28mm	260

Possible primary connections



Possible secondary connections

