

# HIGH-CURRENT SURFACE-MOUNT POWER INDUCTORS CEP 104,105,124,125 HT SERIES

## FEATURES:

- High Frequency Design
- Shielded Construction
- Flat wire used
- Excellent Thermal Stability
- Low Profile, Low DCR.
- Super Larg Current up to 28A
- Custom Inductors are available

## OPTIONS:

- Tape & Reel is Standard (Qty:600pcs.)
- Bulk packaging Available for Smaller Quantities
- Tolerance:M=20% ,N=30% is Standard, Tighter Tolerances Available

## COMMON APPLICATIONS:

- Notebook, DC/DC Converters
- Communication System
- Automotive Systems Power supplier
- LCD PDP Televisions
- Network Systems
- Computer Peripheral Equipment
- CPU Power Supply

## ELECTRICAL CHARACTERISTICS:

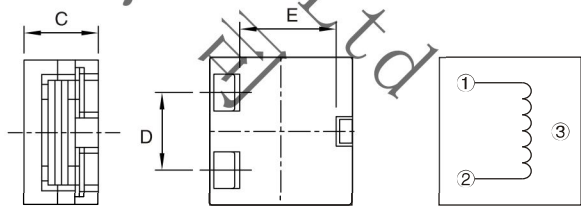
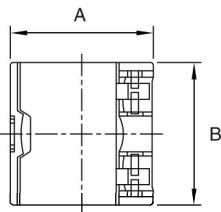
Part Number	Inductance (uH)	DCR (mΩ)Max	Isat (A)	Irms (A)
CEP104HT-0R36N	0.36 ± 30%	1.7	26.0	23.0
CEP104HT-0R80M	0.80 ± 20%	3.9	17.0	15.0
CEP104HT-1R4M	1.40 ± 20%	4.4	14.0	13.0
CEP104HT-2R2M	2.20 ± 20%	8.7	10.0	9.5
CEP104HT-3R2M	3.20 ± 20%	10.4	8.0	8.0
CEP105HT-0R36N	0.36 ± 30%	1.7	26.0	28.0
CEP105HT-0R80M	0.80 ± 20%	2.5	18.0	20.0
CEP105HT-1R4M	1.40 ± 20%	3.2	14.0	16.0
CEP105HT-2R2M	2.20 ± 20%	5.8	10.0	12.0
CEP105HT-3R2M	3.20 ± 20%	7.2	9.0	11.0
CEP105HT-4R3M	4.30 ± 20%	8.5	8.0	10.0
CEP105HT-5R7M	5.70 ± 20%	13.2	7.0	7.6
CEP105HT-7R2M	7.20 ± 20%	15.5	6.2	7.0

Part Number	Inductance (uH)	DCR (mΩ)Max	Isat (A)	Irms (A)
CEP105HT-8R8M	8.80 ± 20%	17.2	5.6	6.0
CEP124HT-0R75M	0.75 ± 20%	3.0	14.0	13.0
CEP124HT-1R3M	1.30 ± 20%	4.5	13.0	12.0
CEP124HT-2R0M	2.00 ± 20%	6.0	11.0	10.0
CEP125HT-0R90N	0.90 ± 30%	2.5	20.0	18.0
CEP125HT-1R4N	1.40 ± 30%	3.4	16.0	15.0
CEP125HT-2R0N	2.00 ± 30%	4.6	13.0	12.0
CEP125HT-3R2N	3.50 ± 30%	9.0	9.0	8.6
CEP125HT-4R6N	4.80 ± 30%	10.5	7.2	8.2
CEP125HT-6R4N	6.80 ± 30%	11.0	6.0	7.8
CEP125HT-8R2N	8.60 ± 30%	12.0	5.4	7.2
CEP125HT-10R0N	10.5 ± 30%	13.5	4.7	6.5

Note:1. K= ± 10%,M= ± 20%,N= ± 30%

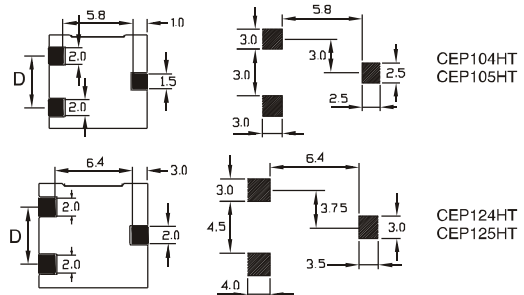
## TECHNICAL INFORMATION & PHYSICAL CHARACTERISTICS:

- Inductance Testing: HP4284A, 100kHz/1V or equivalent
- RDC:QuadTech 1880 Milliohmmer
- Isat Current L value drop 65% typ.at I<sub>bc</sub> against its initial value
- Irms Temperature rise 40°CMax Reference Ambient temperature
- Solderability: 75% of the lead wire Shall be covered
- Soldering Methods: Wave,Reflow
- Operating Temperature:-40°C to +105°C
- Storage Temperature: -55°C to +125°C
- Terminal bending strength:24.5N Min
- Moisture resistance: ΔL/L ≤ ± 10% ΔQ/Q ≤ ± 25%



Dimensions(mm)

Part Number	A	B	C	D	E
CEP104HT	11.0 ± 0.30	9.35 ± 0.30	4.50 ± 0.30	6.00 ref.	5.80 ref.
CEP105HT	11.0 ± 0.30	9.35 ± 0.30	5.50 ± 0.30	6.00 ref.	5.80 ref.
CEP124HT	12.5 ± 0.30	12.5 ± 0.30	4.0 ± 0.30	7.50 ref.	6.40 ref.
CEP125HT	12.5 ± 0.30	12.5 ± 0.30	5.0 ± 0.30	7.50 ref.	6.40 ref.



LAND PATTERN

Note:All specifications subject to change without notice.