


HIGH-CURRENT SURFACE-MOUNT POWER INDUCTORS

CEP 126,135,159 HT SERIES



FEATURES:

- High Frequency Design
- Shielded Construction
- Flat wire used
- Excellent Thermal Stability
- Low Profile, Low DCR.
- Super Larg Current up to 28A
- Custom Inductors are available

OPTIONS:

- Tape & Reel is Standard (Qty:600pcs.)
- Bulk packaging Available for Smaller Quantities
- Tolerance:M=20%,N=30% is Standard,Tighter Tolerances Available

COMMON APPLICATIONS:

- Notebook, DC/DC Converters
- Communication System
- Automotive Systems Power supplier
- LCD PDP Televisions
- Network Systems
- Computer Peripheral Equipment
- CPU Power Supply

ELECTRICAL CHARACTERISTICS:

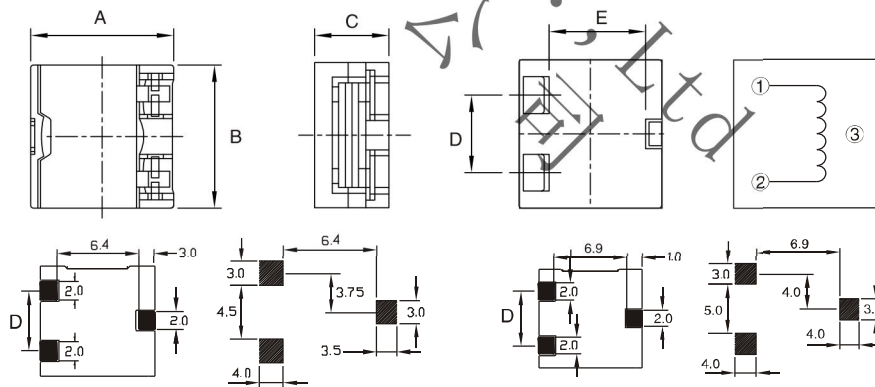
Part Number	Inductance (uH)	DCR (mΩ)Max	Isat (A)	Irms (A)
CEP126HT-0R7N	0.7 ± 30%	2.3	30.0	30.0
CEP126HT-0R9N	0.9 ± 30%	2.3	26.0	28.0
CEP126HT-1R1N	1.1 ± 30%	3.2	25.0	26.0
CEP126HT-1R5N	1.5 ± 30%	3.6	19.0	22.0
CEP126HT-2R2N	2.2 ± 30%	6.0	15.0	17.0
CEP126HT-2R7N	2.7 ± 30%	6.0	12.0	13.0
CEP126HT-3R0N	3.0 ± 30%	6.0	13.0	15.0
CEP126HT-3R6N	3.6 ± 30%	7.0	8.50	10.0
CEP126HT-4R8N	4.8 ± 30%	7.0	7.50	9.00
CEP135HT-0R56N	0.56 ± 30%	1.26	38.0	35.0
CEP135HT-0R68N	0.68 ± 30%	1.80	29.0	30.0
CEP135HT-1R2N	1.20 ± 30%	2.65	22.0	25.0
CEP135HT-1R8M	1.80 ± 30%	3.45	18.0	20.0

Part Number	Inductance (uH)	DCR (mΩ)Max	Isat (A)	Irms (A)
CEP135HT-2R8M	2.80 ± 30%	7.95	15.0	13.0
CEP159HT-1R2M	1.20 ± 20%	2.0	19.0	16.0
CEP159HT-1R4M	1.40 ± 20%	2.0	18.0	15.0
CEP159HT-1R8M	1.80 ± 20%	3.0	18.0	14.0
CEP159HT-2R0M	2.00 ± 20%	3.0	16.0	13.0
CEP159HT-2R5M	2.50 ± 20%	3.4	14.5	12.0
CEP159HT-2R8M	2.80 ± 20%	3.4	14.0	12.0
CEP159HT-3R0M	3.00 ± 20%	4.3	13.0	10.0
CEP159HT-3R6M	3.60 ± 20%	4.3	12.0	10.0
CEP159HT-3R9M	3.90 ± 20%	6.5	11.5	9.0
CEP159HT-4R5M	4.50 ± 20%	6.5	10.5	8.0
CEP159HT-4R8M	4.80 ± 20%	7.2	10.0	7.0
CEP159HT-5R6M	5.60 ± 20%	7.2	9.0	6.0

Note:1. K= ± 10%,M= ± 20%,N= ± 30%

TECHNICAL INFORMATION & PHYSICAL CHARACTERISTICS:

- Inductance Testing: HP4284A, 100kHz/1V or equivalent
- RDC:QuadTech 1880 Milliohm meter
- Isat Current L value drop 65% typ.at I_{DC} against its initial value
- I rms Temperature rise 40°CMax Reference Ambient temperature
- Solderability: 75% of the lead wire Shall be covered
- Soldering Methods: Wave,Reflow
- Operating Temperature:-40°C to +105°C
- Storage Temperature: -55°C to +125°C
- Terminal bending strength:24.5N Min
- Moisture resistance:
 $\Delta L/L \leq \pm 10\%$ $\Delta Q/Q \leq \pm 25\%$



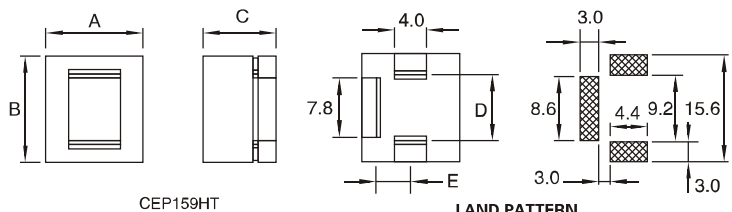
CEP126HT

LAND PATTERN

CEP135HT

Dimensions(mm)

Part Number	A	B	C	D	E
CEP126HT	12.5 ± 0.30	12.5 ± 0.30	5.7 ± 0.30	7.50 ref.	6.40 ref.
CEP135HT	13.3 ± 0.30	13.1 ± 0.30	5.0 max	8.00 ref.	6.90 ref.
CEP159HT	15.0 ± 0.40	15.0 ± 0.40	9.5 ± 0.50	10.0 ref.	5.0 ref.



CEP159HT

LAND PATTERN

Note:All specifications subject to change without notice.