


MAGNETIC SHIELDED SURFACE-MOUNT POWER INDUCTORS

SDRH10145-12555 SERIES



FEATURES:

- Magnetically Shielded Structure
- Low DC Resistance
- Large current up to 3.7A
- Excellent Mechanical Strength
- High Reliability and Excellent Solderability
- Low and square Profile
- High heat resistance

OPTIONS:

- Packaging:Tape & Reel is standard (Qty:2000pcs)
Bulk packaging available for smaller quantities
- Tolerance:10% and 5% is standard, tighter tolerances available

COMMON APPLICATIONS:

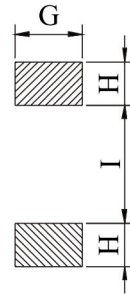
- VCRs, Notebook, DC/DC Converters
- Video Digital Cameras
- Communication System
- Automotive Systems Power supplier
- LCD PDP Televisions
- Hard Disk Drives, Topset, XDSL
- Network Systems
- Computer Peripheral Equipment

ELECTRICAL CHARACTERISTICS

Part Number	L (μH)	Test Freq (kHz)	DCR Ω Max	IDC Max A
SDRH10145-3R3N	3.3	1	0.020	3.70
SDRH10145-5R6N	5.6	1	0.027	3.20
SDRH10145-100M	10	1	0.044	2.50
SDRH10145-150M	15	1	0.057	2.20
SDRH10145-220M	22	1	0.070	1.90
SDRH10145-330K	33	1	0.100	1.70
SDRH10145-470M	47	1	0.120	1.50
SDRH10145-680M	68	1	0.168	1.30
SDRH10145-101M	100	1	0.240	1.10
SDRH10145-151M	150	1	0.420	0.81
SDRH10145-221M	220	1	0.564	0.70
SDRH10145-331M	330	1	0.816	0.58
SDRH10145-471M	470	1	1.236	0.47
SDRH10145-681M	680	1	1.920	0.38
SDRH10145-102M	1000	1	3.360	0.29
SDRH10145-122M	1200	1	3.600	0.25
SDRH10145-152M	1500	1	4.080	0.22
SDRH12555-6R0N	6.0	1	0.020	3.60
SDRH12555-100M	10	1	0.026	3.40
SDRH12555-150M	15	1	0.032	2.80
SDRH12555-220M	22	1	0.041	2.30
SDRH12555-330M	33	1	0.050	1.90
SDRH12555-470M	47	1	0.075	1.60
SDRH12555-680M	68	1	0.100	1.30
SDRH12555-101M	100	1	0.150	1.10
SDRH12555-151M	150	1	0.230	0.88
SDRH12555-221M	220	1	0.330	0.72
SDRH12555-331M	330	1	0.492	0.59
SDRH12555-471M	470	1	0.624	0.49
SDRH12555-681M	680	1	0.912	0.43
SDRH12555-102M	1000	1	1.344	0.34
SDRH12555-152M	1500	1	2.076	0.29

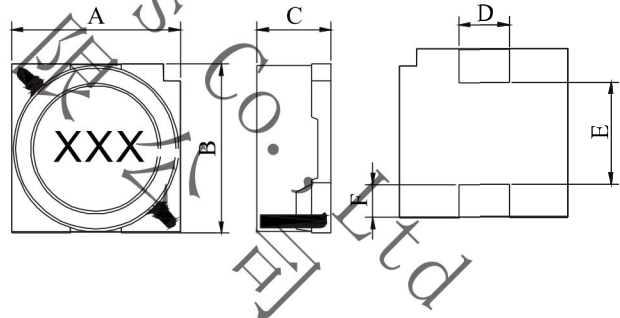
Note:1. K= ± 10%,M= ± 20%,N= ± 30%

PHYSICAL CHARACTERISTICS



LAND PATTERNS

CONSTRUCTION



TECHNICAL INFORMATION

- Inductor Testing: HP4284A (Equivalent acceptable)
- DCR:QuadTech 1880 Milliohmmer
- Q- HP4342A - SRF-HP4191A
- IDCMax current is decreased 10% against its initial value
- Operating temperature: -40°C to +105°C
- Storage Temperature: -40°C to +105°C
- Solder methods: Vapor Phase,Infrared Reflow
- Resistance to soldering heat:260°C for 10 seconds
- Solvent resistance: Conforms to MIL-STD-202E
- Marking: Inductance & Tolerance

Note:All specifications subject to change without notice.

DIMENSIONS IN:mm

Part number	A	B	C	D	E	F	G	H	I
SDRH10145	10.4Max	10.4Max	4.8Max	3.0	6.0	2.0	3.8	2.5	5.8
SDRH12555	12.8Max	12.8Max	5.8Max	3.0	8.6	2.0	3.8	2.5	8.5