


MAGNETIC SHIELDED SURFACE-MOUNT POWER INDUCTORS

SDRH5D18-5D28 SERIES



FEATURES:

- Magnetically Shielded Structure
- Low DC Resistance
- Large current up to 3.86A
- Excellent Mechanical Strength
- High Reliability and Excellent Solderability
- Low and square Profile
- High heat resistance

OPTIONS:

- Packaging: Tape & Reel is standard (Qty:2000pcs)
Bulk packaging available for smaller quantities
- Tolerance: 10% and 5% is standard, tighter tolerances available

COMMON APPLICATIONS:

- VCRs, Notebook, DC/DC Converters
- Video Digital Cameras
- Communication System
- Automotive Systems Power supplier
- LCD PDP Televisions
- Hard Disk Drives, Topset, XDSL
- Network Systems
- Computer Peripheral Equipment

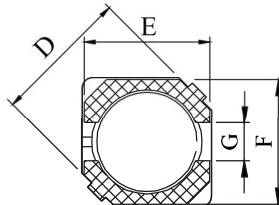
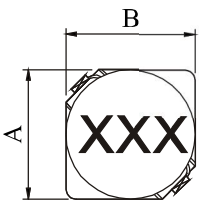
ELECTRICAL CHARACTERISTICS:

Part Number	L μ H	Test Freq KHz	DCR Ω Max	IDC Max A	Part Number	L μ H	Test Freq KHz	DCR Ω Max	IDC Max A
SDRH5D18-1R0N	1.0	10	0.028	3.86	SDRH5D28-2R5N	2.5	10	0.018	2.60
SDRH5D18-1R5N	1.5	10	0.036	3.12	SDRH5D28-3R0N	3.0	10	0.024	2.40
SDRH5D18-2R2N	2.2	10	0.043	2.63	SDRH5D28-4R2N	4.2	10	0.031	2.20
SDRH5D18-2R7N	2.7	10	0.051	2.38	SDRH5D28-5R3N	5.3	10	0.038	1.90
SDRH5D18-3R5N	3.5	10	0.063	1.95	SDRH5D28-6R2N	6.2	10	0.045	1.80
SDRH5D18-4R7N	4.7	10	0.073	1.76	SDRH5D28-8R2N	8.2	10	0.053	1.60
SDRH5D18-5R6N	5.6	10	0.083	1.60	SDRH5D28-100N	10	10	0.065	1.30
SDRH5D18-6R8N	6.8	10	0.102	1.40	SDRH5D28-120N	12	10	0.076	1.20
SDRH5D18-8R2N	8.2	10	0.116	1.25	SDRH5D28-150N	15	10	0.103	1.10
SDRH5D18-100N	10	10	0.124	1.20	SDRH5D28-180N	18	10	0.110	1.00
SDRH5D18-120N	12	10	0.162	1.10	SDRH5D28-220N	22	10	0.112	0.90
SDRH5D18-150N	15	10	0.204	0.97	SDRH5D28-270N	27	10	0.175	0.85
SDRH5D18-180N	18	10	0.226	0.85	SDRH5D28-330N	33	10	0.189	0.75
SDRH5D18-220N	22	10	0.265	0.80	SDRH5D28-390N	39	10	0.212	0.70
SDRH5D18-270N	27	10	0.320	0.75	SDRH5D28-470N	47	10	0.250	0.62
SDRH5D18-330N	33	10	0.380	0.65	SDRH5D28-560N	56	10	0.305	0.58
SDRH5D18-390N	39	10	0.496	0.57	SDRH5D28-680N	68	10	0.355	0.52
SDRH5D18-470N	47	10	0.525	0.54	SDRH5D28-820N	82	10	0.463	0.46
SDRH5D18-560N	56	10	0.795	0.50	SDRH5D28-101N	100	10	0.520	0.42
SDRH5D18-680N	68	10	0.860	0.43					
SDRH5D18-820N	82	10	0.980	0.41					
SDRH5D18-101N	100	10	1.250	0.36					

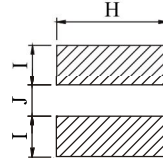
Note: 1. K= \pm 10%, M= \pm 20%, N= \pm 30%

TECHNICAL INFORMATION:

PHYSICAL CHARACTERISTICS:



LAND PATTERNS



CONSTRUCTION



- Inductor Testing: HP4284A (Equivalent acceptable)
DCR: QuadTech 1880 Milliohmeter
Q- HP4342A - SRF-HP4191A
- IDCMax current is decreased 10% against its initial value
- Operating temperature: -40°C to +105°C
- Storage Temperature: -40°C to +105°C
- Solder methods: Vapor Phase, Infrared Reflow
- Resistance to soldering heat: 260°C for 10 seconds
- Solvent resistance: Conforms to MIL-STD-202E
- Marking: Inductance & Tolerance
- Note: All specifications subject to change without notice.

DIMENSIONS IN:mm

Part number	A	B	C	D	E	F	G	H	I	J
SDRH5D18	6.0Max	6.0Max	2.2Max	8.2Max	5.5	5.5	2.0	6.3	2.15	2.0
SDRH5D28	5.7Max	5.7Max	3.2Max	8.2Max	5.5	5.5	2.0	6.3	2.15	2.0