


MAGNETIC SHIELDED SURFACE-MOUNT POWER INDUCTORS

SDRH7028-7030 SERIES



FEATURES:

- Magnetically Shielded Structure
- Low DC Resistance
- Large current up to 1.6A
- Excellent Mechanical Strength
- High Reliability and Excellent Solderability
- Low and square Profile
- High heat resistance

OPTIONS:

- Packaging: Tape & Reel is standard (Qty:2000pcs)
Bulk packaging available for smaller quantities
- Tolerance: 10% and 5% is standard, tighter tolerances available

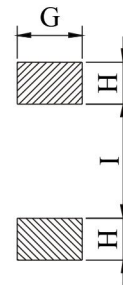
COMMON APPLICATIONS:

- VCRs, Notebook, DC/DC Converters
- Video Digital Cameras
- Communication System
- Automotive Systems Power supplier
- LCD PDP Televisions
- Hard Disk Drives, Topset, XDSL
- Network Systems
- Computer Peripheral Equipment

ELECTRICAL CHARACTERISTICS

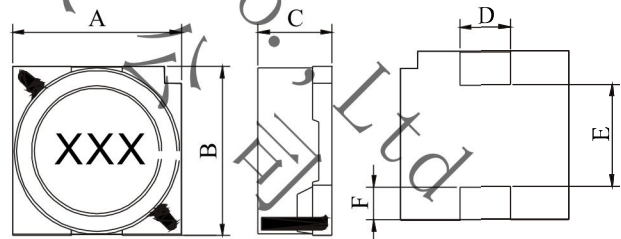
Part Number	Inductance (μH)	Test Freq (kHz)	DCR Ω Max	IDC Max A
SDRH7028-3R3N	3.3	1	0.045	1.60
SDRH7028-4R7N	4.7	1	0.054	1.50
SDRH7028-6R8N	6.8	1	0.071	1.30
SDRH7028-100M	10	1	0.100	1.10
SDRH7028-150M	15	1	0.156	0.88
SDRH7028-220M	22	1	0.216	0.75
SDRH7028-330K	33	1	0.288	0.65
SDRH7028-470M	47	1	0.408	0.54
SDRH7030-3R3N	3.3	1	0.028	1.80
SDRH7030-4R7N	4.7	1	0.044	1.60
SDRH7030-6R8N	6.8	1	0.050	1.50
SDRH7030-100M	10	1	0.064	1.30
SDRH7030-150M	15	1	0.110	1.00
SDRH7030-220M	22	1	0.132	0.86
SDRH7030-330K	33	1	0.192	0.65
SDRH7030-470M	47	1	0.288	0.57
SDRH7030-680M	68	1	0.372	0.49
SDRH7030-101M	100	1	0.540	0.35

PHYSICAL CHARACTERISTICS



LAND PATTERNS

CONSTRUCTION



Note: 1. K= ± 10%, M= ± 20%, N= ± 30%

TECHNICAL INFORMATION

- Inductor Testing: HP4284A (Equivalent acceptable)
DCR: QuadTech 1880 Milliohm meter
Q- HP4342A - SRF-HP4191A
IDCMax current is decreased 10% against its initial value
 - Operating temperature: -40°C to +105°C
 - Storage Temperature: -40°C to +105°C
 - Solder methods: Vapor Phase, Infrared Reflow
 - Resistance to soldering heat: 260°C for 10 seconds
 - Solvent resistance: Conforms to MIL-STD-202E
 - Marking: Inductance & Tolerance
- Note: All specifications subject to change without notice.

DIMENSIONS IN:mm

Part number	A	B	C	D	E	F	G	H	I
SDRH7028	7.3Max	7.3Max	3.2Max	2.0	4.9	1.1	2.8	2.0	2.0
SDRH7030	7.3Max	7.3Max	3.4Max	2.0	4.9	1.1	2.8	2.0	2.0