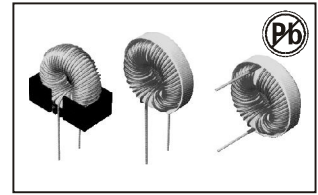


# HIGH CURRENT VERTICAL/HORIZONTAL TOROIDAL COILS

## TR Series



### FEATURES:

- High saturation material
- Wide inductance range
- High current capability
- Long term stability
- High reliability
- Low DC resistance

### OPTIONS:

- Packaging :Bulk is standard
- Tolerance:20% is standard, tighter tolerances available
- Mounting:(V)ertical is standard, (H)orizontal available
- Inductance :Optional request available

### COMMON APPLICATIONS:

- Switching Regulators
- Automotive Systems
- Power Amplifiers
- Power Supplies
- SCR and Triac Controls
- Speaker Crossover Networks
- EMI/RFI suppression
- Filters

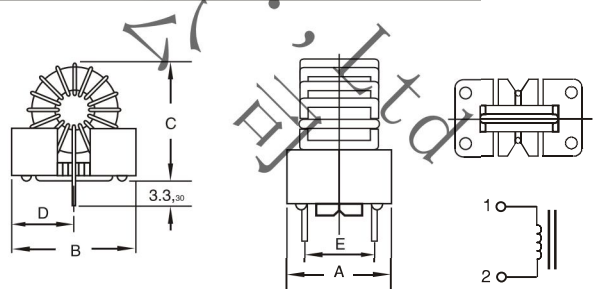
## ELECTRICAL CHARACTERISTICS:

Part Number	Inductance (μH)	I Rated (A)	Dia. (mm)	Width (mm)	Wire (AWG)	Klip Mount	Part Number	Inductance (μH)	I Rated (A)	Dia. (mm)	Width (mm)	Wire (AWG)	Klip Mount
TR30-100M	10	2.5	10.5	5.5	24	KM-1	TR80-250M	25	6.0	28.0	9.5	16	-
TR44-100M	10	3.0	14.2	8.5	20	KM-2	TR80-101M	100	5.0	25.0	12.0	18	KM-4
TR44-121M	120	1.1	14.2	7.5	23	KM-2	TR80-251M	250	3.0	25.0	12.0	20	-
TR44-102M	1000	.50	14.2	6.0	30	KM-2	TR80-961M	960	1.0	24.0	11.0	25	KM-4
TR50-5R0M	5.0	5.0	15.2	9.5	18	-	TR80-822M	8200	1.0	28.0	10.0	20	-
TR50-100M	10	3.0	16.5	8.5	18	KM-3	TR94-100M	10	5.0	27.9	12.7	17	KM-5
TR50-250M	25	2.5	13.5	6.5	23	KM-3	TR94-251M	250	5.0	29.0	10.0	18	KM-5
TR50-101M	100	2.0	15.5	8.5	22	KM-3	TR94-501M	500	6.0	29.0	15.5	16	KM-5
TR50-251M	250	1.0	16.0	8.0	24	KM-3	TR94-751M	750	4.5	30.5	12.7	19	KM-5
TR50-331M	330	1.0	16.5	9.0	26	-	TR94-102M	1000	4.0	29.2	15.0	20	KM-5
TR60-250M	25	2.5	17.7	8.8	24	KM-3	TR106-500M	50	7.0	33.0	16.0	15	-
TR67-500M	50	5.5	22.0	11.0	18	KM-4	TR106-101M	100	5.0	33.5	17.5	16	-
TR67-101M	100	5.0	21.0	13.0	19	KM-4	TR106-201M	200	3.0	32.0	14.0	22	-
TR67-100M	10	2.5	20.0	7.5	23	KM-4	TR106-471M	470	6.0	35.0	21.0	16	-
TR68-250M	25	6.0	20.8	8.2	18	KM-4	TR130-121M	120	10.0	42.0	21.0	12	-
TR68-500M	50	5.0	21.0	8.2	18	KM-4	TR130-251M	250	8.0	40.0	20.0	14	-
TR68-251M	250	3.0	22.0	10.0	19	-	TR130-561M	560	5.0	36.8	22.2	18	-
TR72-102M	1000	1.0	21.5	9.0	21	KM-4	TR141-100M	10	10.0	44.0	18.0	12	-
TR77-501M	500	2.0	23.7	11.0	22	-							

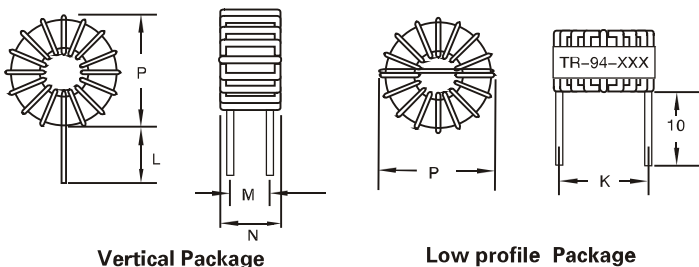
Please specify (V) for vertical or (H) for horizontal. (-)

## TECHNICAL INFORMATION & PHYSICAL CHARACTERISTICS:

- Testing: (Equivalent acceptable)  
Inductance: Measured at 1kHz 0.1V HP4284A  
RDC: QuadTech 1880 Milliohmmer
  - IDC Max: Losers inductance by 10%
  - Temperature range: -55°C to +125°C  
-55°C to +85°C at full rated current
  - Mounting: Add (V), (H) as Suffix to Part Number
- Note: All specifications subject to change without notice.



Standard Package



Vertical Package

Low profile Package

Klip Mount	A Max	B Max	C Max	D Typical	E Typical
Km1	8.7	14.8	16.5	7.37	5.6
Km2	11.5	16.5	17.8	8.26	7.6
Km3	11.5	21.5	24.5	10.54	7.6
Km4	15.5	24.6	28.0	12.07	11.5
Km5	17.8	33.5	35.5	15.88	12.7

All dimension in mm