


# TELECOM TRANSFORMERS

## RM & POT SERIES



### FEATURES:

- High inductance.
- Low leakage inductance
- Low interwind capacitance
- Compact size and Surface-mounted
- Designed to meet UL, CSA, VDE, BABT safety standard

### OPTIONS:

- Tape and reel is standard
- Bulk packaging available for Smaller quantities
- Custom design available
- Tolerance: 5% is standard, Tighter tolerance available
- RM 4, 5, 6, 7, 8, 10, 12, 14 available
- POT 3, 2, 4, 5, 6, 7, 9, 11, 14, 18, 22, 26, 30, 36, 42, 48 available

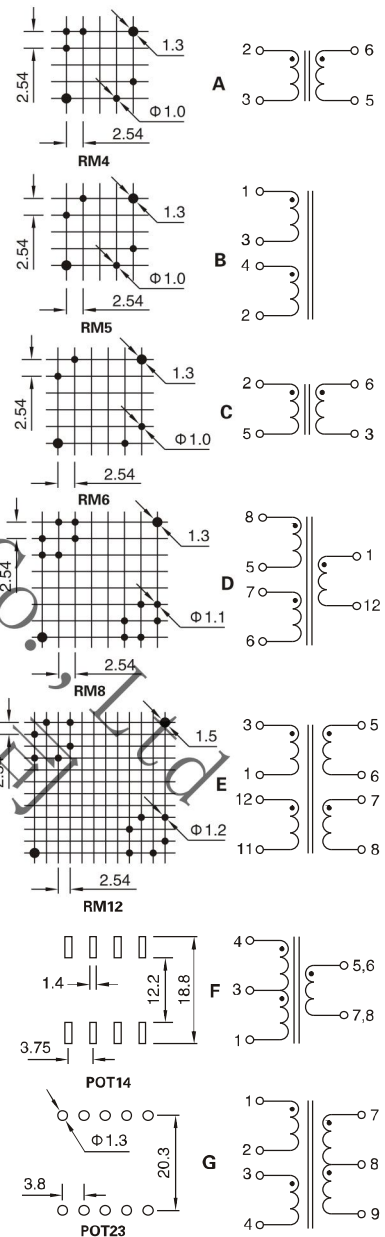
### COMMON APPLICATIONS:

- Modem
- Fax machine, Hub
- ISDN, ADSL, HDLSL, PABX
- Other telecommunication facilities etc
- Switching power supplies
- AC-DC, DC-DC converters

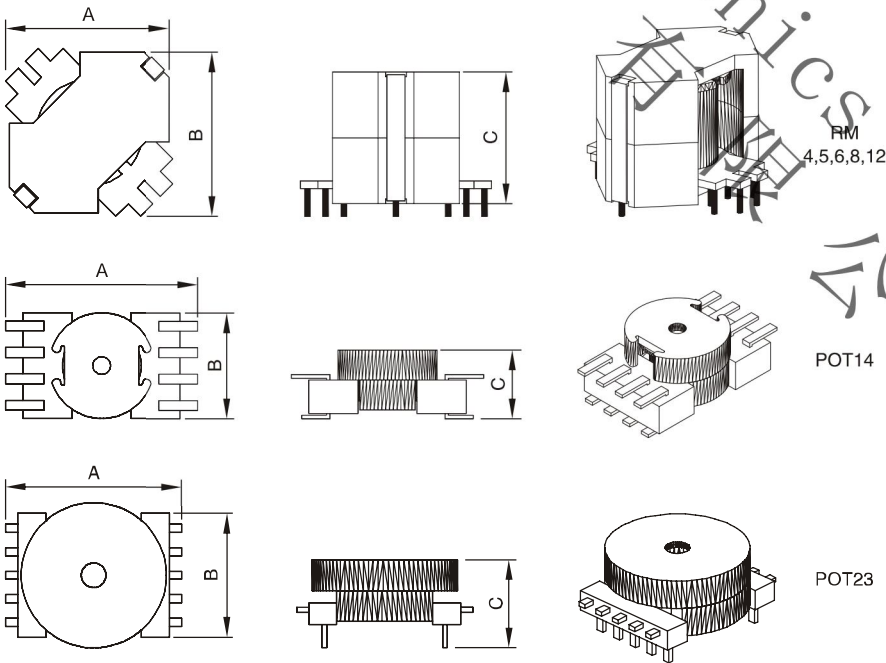
### ELECTRICAL CHARACTERISTICS

Part No.	Inductance(10kHz/0.1V Typ)	Turn Ratio	DCR( $\Omega$ max)	Hi-pot (Pri-Sec)	Schematic
RM4	45.2mH $\pm$ 35%(3-4)	1:1(2-3:5-6)	2.5:2.5(2-3:5-6)	500VDC	A
RM5	43.5mH $\pm$ 6%(1-3:3-4)	1:1(1:3:4:2)	4.6:4.6(1-3:4-2)	1000VDC	B
RM6	20mH $\pm$ 6%(2-3 tie 6+5)	1:1(2-5:6-3)	4.0:4.0(2-5:6-3)	850VDC	C
RM8	3.0mH $\pm$ 6%(8-6 tie 5+7)	5:2:1(8-6:1-12 tie 5-7)	1.7:1.7:0.42(8-5:7-6:1-12)	2500VAC	D
RM12	140 $\mu$ Hmin(3-1=2-11)	1:1:2:2(3-1:12-11:5-6:7-8)	0.012:0.05(3-1=12-11:5-6=7-8)	500VDC	E
POT14	450 $\mu$ H $\pm$ 25%(4-1)	3.75:1(4-1:6-8)	0.04:0.012:0.012(4-3:5-7:6-8)	1250VDC	F
POT23	15.5mH $\pm$ 10%(1-4 tie 2+3)	1:0.6(1-4:7-9 tie 2+3)	13:7.8(1-4:7-9 tie 2+3)	1500DC	G

### TECHNICAL INFORMATION



### PHYSICAL CHARACTERISTICS



Dimensions(mm)

Part No.	RM4	RM5	RM6	RM8	RM12	POT14	POT23
A	10.5max	13.5max	16.6max	22.0max	31.7max	21.0max	24.4max
B	10.5max	13.5max	16.6max	22.0max	31.7max	15.0max	23.5max
C	11.0max	11.5max	12.7max	17.5max	25.4max	9.0max	11.6max

Note: All Dimensions in mm