

Low Voltage Current Transformers

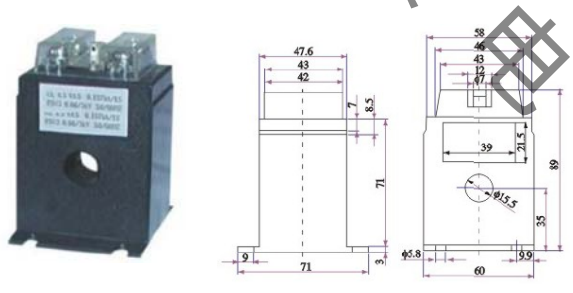
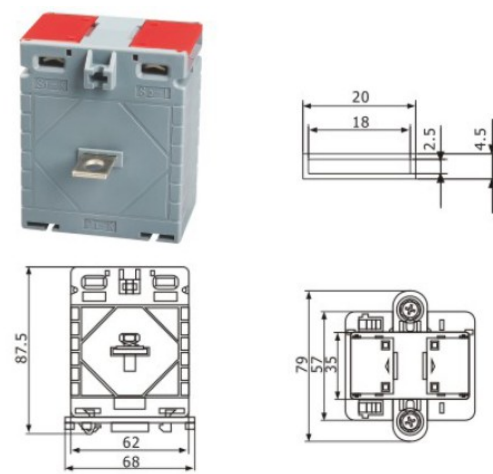
CP Series

General:

CP series current transformer is compact, smaller than other models with the current ratio of the transformer is small, clamshell-style terminal cover is well protected by the second terminal. With related accessories you can use Din rail mounting, a current from 5A to 300A

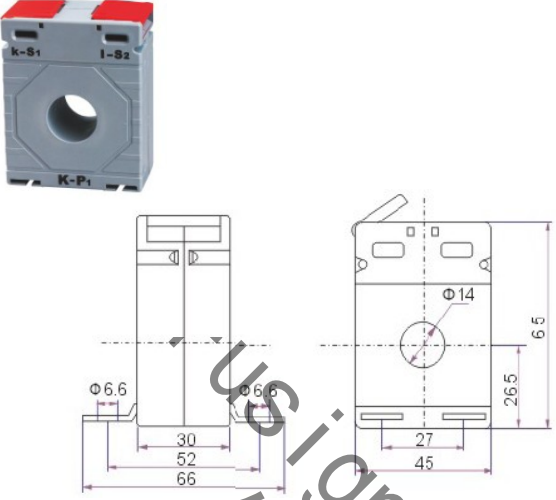
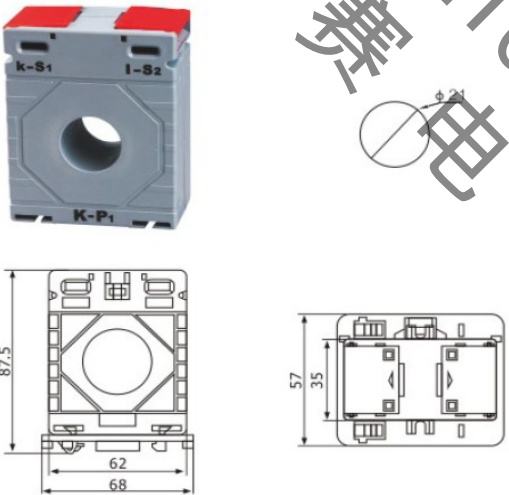
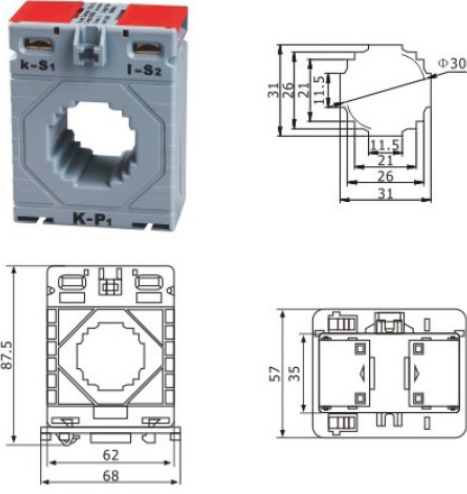
Electrical Parameter	
Frequency	50/60Hz
Rated Input	1A-5000A
Measuring range	5%In-130%In
Rated Output	1A,5A
Rated Voltage	0.72KV(AC)
Dielectric strength	3.0KV/1mA/1min
Insulation Resistance	DC500V/100MΩ min

Mechanical Parameter	
Case	PC /UL94-V0
Bobbin	PBT
Core	Silicon steel
Construction	Screw
Operating Temp	-25°C~+75°C
Operating Humidity	≤85%
Output Connection	Terminal

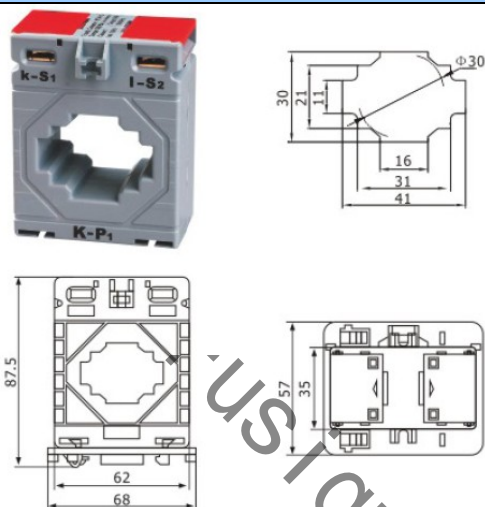
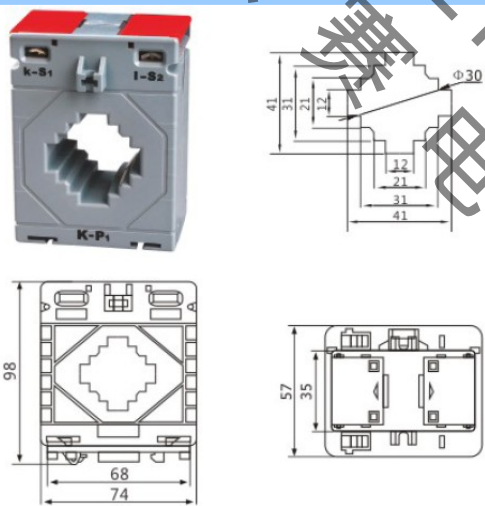
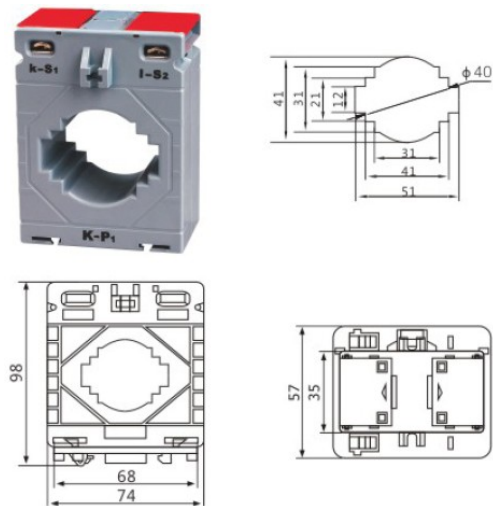
CP-4 & Dimensions(mm)	Model	Rated Current ratio(A)	Burden(VA)/Accuracy	
			0.5	1.0
	CP-4	5/5	5	10
	CP-4	10/5	5	10
	CP-4	15/5	5	10
	CP-4	20/5	5	10
	CP-4	30/5	5	10
	CP-4	40/5	5	10
	CP-4	50/5	5	10
	CP-4	80/5	5	10
	CP-4	100/5	5	10
	CP-4	5-100/1	5	10
CP62/WS & Dimensions(mm)	Model	Rated Current ratio(A)	Burden(VA)/Accuracy	
	CP62/WS	5/5	1.5	2.5
	CP62/WS	10/5	1.5	2.5
	CP62/WS	15/5	1.5	2.5
	CP62/WS	20/5	1.5	2.5
	CP62/WS	25/5	1.5	2.5
	CP62/WS	30/5	2.5	5
	CP62/WS	40/5	2.5	5
	CP62/WS	50/5	2.5	5
	CP62/WS	60/5	2.5	5
	CP62/WS	75/5	2.5	5
	CP62/WS	100/5	5	10
	CP62/WS	150/5	5	10
	CP62/WS	5-150/1	5	10

Low Voltage Current Transformers

CP Series

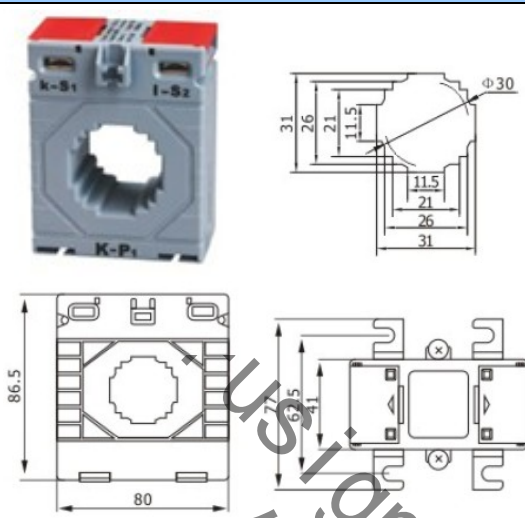
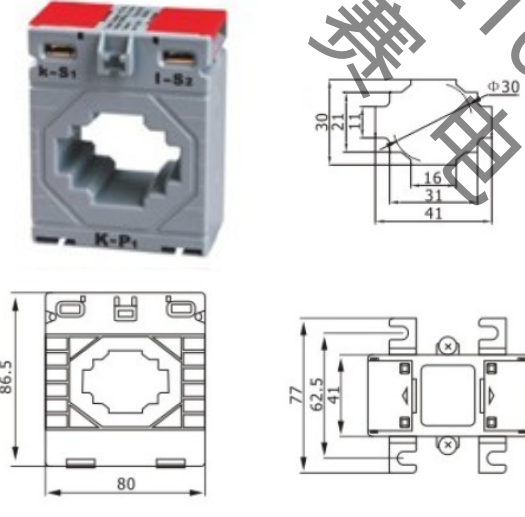
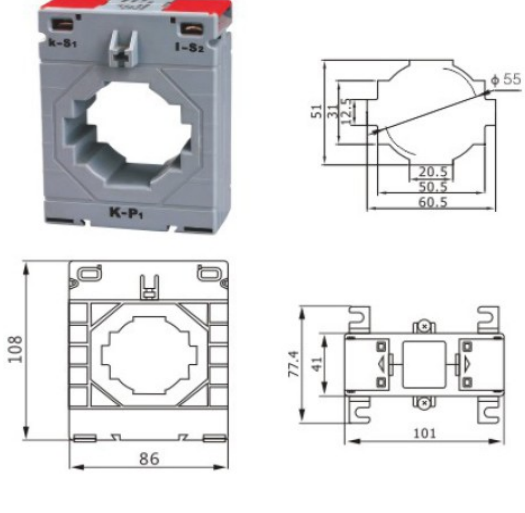
CP45/14 & Dimensions(mm)	Model	Rated Current ratio(A)	Burden(VA)/Accuracy	
			0.5	1.0
	CP45/14	50/5	1.5	2.5
	CP45/14	60/5	1.5	2.5
	CP45/14	75/5	1.5	2.5
	CP45/14	80/5	1.5	2.5
	CP45/14	100/5	1.5	2.5
	CP45/14	30/1	1.5	2.5
	CP45/14	40/1	1.5	2.5
	CP45/14	50/1	1.5	2.5
	CP45/14	60/1	1.5	2.5
	CP45/14	75/1	1.5	5
	CP45/14	100/1	2.5	5
	CP45/14	150/1	2.5	5
CP62/20 & Dimensions(mm)	Model	Rated Current ratio(A)	Burden(VA)/Accuracy	
	CP62/20	30/5	---	1.5
	CP62/20	40/5	1.5	2.5
	CP62/20	50/5	1.5	2.5
	CP62/20	60/5	1.5	2.5
	CP62/20	75/5	1.5	2.5
	CP62/20	80/5	2.5	5
	CP62/20	100/5	2.5	5
	CP62/20	150/5	5	10
	CP62/20	200/5	5	10
	CP62/20	75/1	1.5	2.5
	CP62/20	100/1	2.5	5
	CP62/20	200/1	5	10
	CP62/30 & Dimensions(mm)	Model	Rated Current ratio(A)	Burden(VA)/Accuracy
	CP62/30	30/5	---	2.5(4T)
	CP62/30	40/5	---	2.5(3T)
	CP62/30	50/5	---	2.5(2T)
	CP62/30	60/5	---	2.5(2T)
	CP62/30	75/5	---	2.5
	CP62/30	100/5	1.5	2.5
	CP62/30	150/5	2.5	5
	CP62/30	200/5	3.75	5
	CP62/30	250/5	5	7.5
	CP62/30	400/5	5	10
	CP62/30	50/1	2.5	5
	CP62/30	400/1	5	10

CP Series

CP62/40 & Dimensions(mm)	Model	Rated Current ratio(A)	Burden(VA)/Accuracy	
			0.5	1.0
 <p>CP62/40 transformer with dimensions: 87.5mm height, 62mm width, 68mm base width. Internal dimensions include 30mm, 21mm, 16mm, 31mm, 41mm, and a hole diameter of 30mm.</p>	CP62/40	60/5	---	1.5(2T)
	CP62/40	75/5	---	1.5(2T)
	CP62/40	100/5	---	1.5
	CP62/40	150/5	---	2.5
	CP62/40	200/5	1.5	2.5
	CP62/40	250/5	2.5	3.75
	CP62/40	400/5	2.5	5
	CP62/40	500/5	2.5	5
	CP62/40	600/5	5	7.5
	CP62/40	60/1	2.5	5
	CP62/40	250/1	2.5	5
CP62/40	600/1	5	10	
CP74/40 & Dimensions(mm)	Model	Rated Current ratio(A)	Burden(VA)/Accuracy	
 <p>CP74/40 transformer with dimensions: 98mm height, 68mm width, 74mm base width. Internal dimensions include 41mm, 31mm, 12mm, 21mm, 31mm, 41mm, and a hole diameter of 30mm.</p>	CP74/40	60/5	---	1.5
	CP74/40	75/5	1.5	2.5
	CP74/40	100/5	1.5	2.5
	CP74/40	150/5	1.5	2.5
	CP74/40	200/5	1.5	5
	CP74/40	250/5	2.5	5
	CP74/40	400/5	5	7.5
	CP74/40	500/5	5	10
	CP74/40	600/5	5	10
	CP74/40	60/1	2.5	5
	CP74/40	250/1	2.5	5
CP74/40	600/1	5	10	
CP74/50 & Dimensions(mm)	Model	Rated Current ratio(A)	Burden(VA)/Accuracy	
 <p>CP74/50 transformer with dimensions: 98mm height, 68mm width, 74mm base width. Internal dimensions include 41mm, 31mm, 12mm, 21mm, 31mm, 41mm, 51mm, and a hole diameter of 40mm.</p>	CP74/50	150/5	1.5	2.5
	CP74/50	200/5	2.5	5
	CP74/50	250/5	2.5	5
	CP74/50	300/5	2.5	5
	CP74/50	400/5	2.5	5
	CP74/50	500/5	5	7.5
	CP74/50	600/5	5	7.5
	CP74/50	800/5	5	10
	CP74/50	1000/5	5	10
	CP74/50	500/1	5	10
	CP74/50	800/1	5	10
CP74/50	1000/1	5	10	

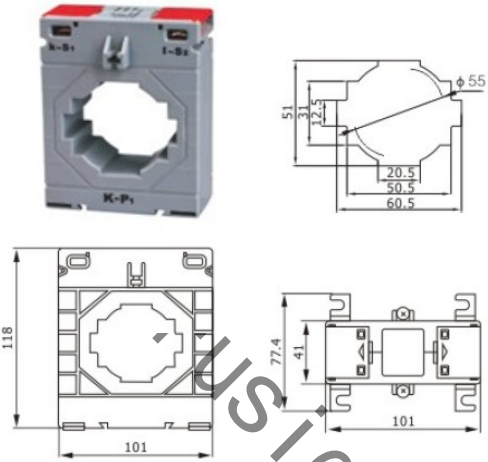
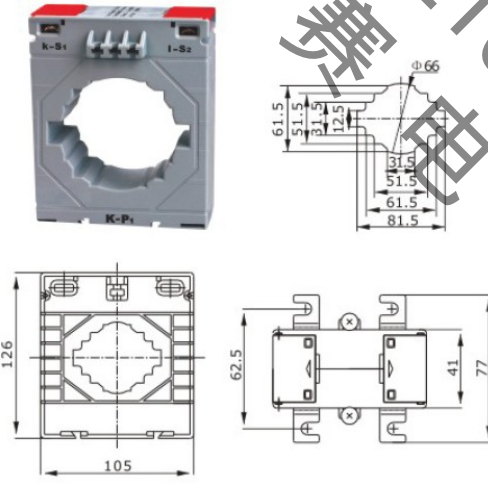
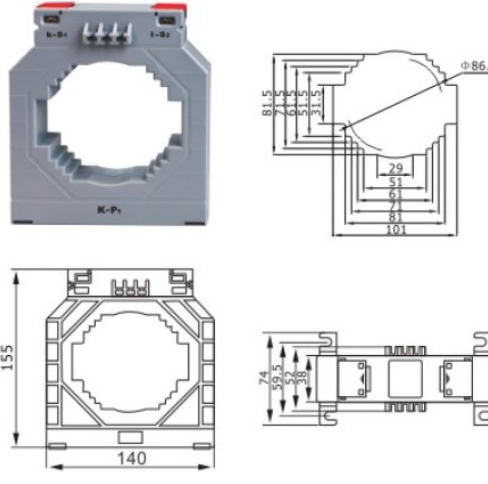
Low Voltage Current Transformers

CP Series

CP80/30 & Dimensions(mm)	Model	Rated Current ratio(A)	Burden(VA)/Accuracy	
			0.5	1.0
 <p>CP80/30 transformer with dimensions: 86.5mm height, 80mm width. Core dimensions: 31mm, 26mm, 21mm, 11.5mm, 11.5mm, 21mm, 26mm, 31mm. Hole diameter: $\Phi 30$.</p>	CP80/30	30/5	---	2.5(4T)
	CP80/30	40/5	---	2.5(2T)
	CP80/30	50/5	---	2.5(2T)
	CP80/30	60/5	---	1.5
	CP80/30	75/5	---	1.5
	CP80/30	100/5	---	2.5
	CP80/30	150/5	2.5	3.75
	CP80/30	200/5	2.5	5
	CP80/30	250/5	5	5
	CP80/30	400/5	5	10
	CP80/30	50/1	2.5	5
	CP80/30	400/1	5	10
CP80/40 & Dimensions(mm)	Model	Rated Current ratio(A)	Burden(VA)/Accuracy	
 <p>CP80/40 transformer with dimensions: 86.5mm height, 80mm width. Core dimensions: 30mm, 21mm, 16mm, 31mm, 41mm. Hole diameter: $\Phi 30$.</p>	CP83/40	100/5	---	2.5
	CP83/40	150/5	2.5	5
	CP83/40	200/5	2.5	5
	CP83/40	250/5	2.5	5
	CP83/40	300/5	2.5	5
	CP83/40	400/5	5	7.5
	CP83/40	500/5	5	7.5
	CP83/40	600/5	5	10
	CP83/40	800/5	5	10
	CP83/40	250/1	5	10
	CP83/40	500/1	5	10
	CP83/40	800/1	5	10
CP86/60 & Dimensions(mm)	Model	Rated Current ratio(A)	Burden(VA)/Accuracy	
 <p>CP86/60 transformer with dimensions: 108mm height, 86mm width. Core dimensions: 51mm, 31mm, 12.5mm, 20.5mm, 50.5mm, 60.5mm. Hole diameter: $\Phi 55$.</p>	CP86/60	400/5	3.75	5
	CP86/60	500/5	5	10
	CP86/60	600/5	5	10
	CP86/60	750/5	10	15
	CP86/60	800/5	10	15
	CP86/60	1000/5	10	15
	CP86/60	1200/5	10	15
	CP86/60	1500/5	10	15
	CP86/60	500/1	5	10
	CP86/60	800/1	5	10
	CP86/60	1000/1	5	15
	CP86/60	1500/1	10	15

Low Voltage Current Transformers

CP Series

CP100/60 & Dimensions(mm)	Model	Rated Current ratio(A)	Burden(VA)/Accuracy	
			0.5	1.0
	CP100/60	400/5	3.75	5
	CP100/60	500/5	5	10
	CP100/60	600/5	5	10
	CP100/60	750/5	10	15
	CP100/60	800/5	10	15
	CP100/60	1000/5	10	15
	CP100/60	1200/5	10	15
	CP100/60	1500/5	10	15
	CP100/60	1600/5	10	15
	CP100/60	800/1	5	10
	CP100/60	1000/1	5	15
	CP100/60	1600/1	10	15
CP104/80 & Dimensions(mm)	Model	Rated Current ratio(A)	Burden(VA)/Accuracy	
	CP104/80	600/5	5	10
	CP104/80	750/5	5	10
	CP104/80	800/5	5	10
	CP104/80	1000/5	10	15
	CP104/80	1200/5	10	15
	CP104/80	1500/5	10	15
	CP104/80	1600/5	10	15
	CP104/80	1800/5	15	20
	CP104/80	2000/5	15	20
	CP104/80	800/1	5	10
	CP104/80	1000/1	5	15
	CP104/80	2000/1	10	15
CP140/100 & Dimensions(mm)	Model	Rated Current ratio(A)	Burden(VA)/Accuracy	
	CP140/100	800/5	10	15
	CP140/100	1000/5	10	15
	CP140/100	1200/5	10	15
	CP140/100	1250/5	10	15
	CP140/100	1500/5	10	20
	CP140/100	1600/5	15	20
	CP140/100	2000/5	15	25
	CP140/100	2500/5	15	25
	CP140/100	3000/5	15	25
	CP140/100	800/1	10	10
	CP140/100	2000/1	15	15
	CP140/100	3000/1	15	25