

Split Core Current Transformers

SCTK665 Series

SCTK665A series retro-fit (split-core) current transformer has been specially designed to facilitate their installation in new or already existing net works. They may be installed without opening any cable or bus-bar circuit. An internal precision resistor across the secondary winding of the CT provides a low safe voltage output. It can save time and the installation costs.


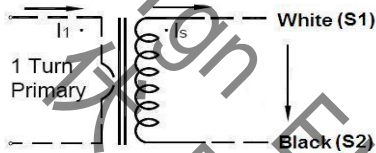
◆ Features

- Epoxy Potting, Double-screw fastening, safe, easy to install, portable
- Wide inner window, allowing clamping of big cables or bus-bars
- Wide range of sizes to accommodate all the existing installations

◆ Applications

- Current measurement, monitoring and protection for electrical wiring and equipment.
- Current and power measurement for electric motors, lighting, air compressor, heating and ventilation system, air-condition equipment and automation – control system.
- Current, power and energy monitoring device.
- Relay protection device.

◆ Circuit connection diagram



◆ Technique Index

Electrical Parameter	
Frequency	50-60Hz
Rated Input	5A-6000A
Measuring range	5%In-130%In
Rated Output	0-10V(AC) or 0-5A
Ratio	± 1.0%、2.0%、3.0%、4.0%
Phase angle	≤ ±120min
Dielectric strength	2.5KV/1mA/1min
Insulation Resistance	DC500V/100MΩ min


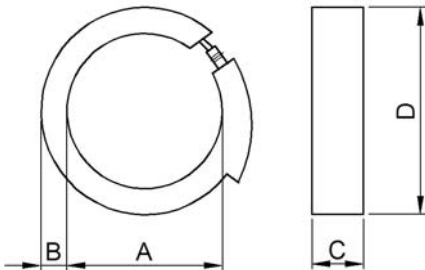
Mechanical Parameter	
Case	Epoxy /UL94-V0
Bobbin	PBT
Core	Silicon steel
Internal structure	Epoxy
Construction	Tie
Operating Temp	-25℃ ~ +75℃
Operating Humidity	≤85%
Output Connection	UL2*2.5mm ² Wire(twisted wire) 2.5m

◆ Type Selection (Output: mA/V)

Mfg P/N	Rated Input (A)	Output (A)	Accuracy	Dimensions(mm/inch)			
				A	B	C	D
SCTK665A-100	100-2000A	1A/5A	0.5、1.0、3.0	101.6 (4.0)	33.00 (1.3)	41.00 (1.6)	165.0 (6.5)
SCTK665A-150	300-6000A	1A/5A	0.5、1.0、3.0	152.4 (6.0)	33.00 (1.3)	41.00 (1.6)	215.9 (8.5)
SCTK665A-200	1000-6000A	1A/5A	0.5、1.0、3.0	203.2 (8.0)	33.00 (1.3)	41.00 (1.6)	266.7 (10.5)
SCTK665A-280	1500-6000A	1A/5A	0.5、1.0、3.0	279.4 (11.0)	33.00 (1.3)	41.00 (1.6)	342.9 (13.5)
SCTK665A-460	2000-6000A	1A/5A	0.5、1.0、3.0	457.2 (18.0)	33.00 (1.3)	41.00 (1.6)	520.7 (20.5)


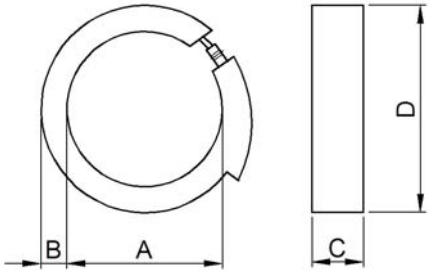
SCTK665 Series

◆ Type Selection (Output: 1A)

Mfg P/N	Input/Output (A)	Burden(VA)/Class				Product Description																														
		0.5	1.0	3.0	5.0																															
SCTK665A-100	100/1	---	---	1.5	2.5																															
	250/1	---	1.5	2.5	3.75																															
	400/1	---	1.5	2.5	3.75																															
	600/1	---	2.5	3.75	5																															
	1000/1	---	1.5	3.75	5																															
	1500/1	---	2.5	5	10																															
	2000/1	1.5	2.5	5	10																															
SCTK665A-150	300/1	---	---	2.5	5																															
	500/1	---	2.5	5	7.5																															
	1000/1	5	10	10	15																															
	2000/1	7.5	10	15	25																															
	4000/1	10	30	40	45																															
	5000/1	10	30	40	45																															
	6000/1	10	30	40	45																															
SCTK665A-200	1000/1	5	10	10	15	<p>Dimensions(mm/inch)</p> <table border="1"> <thead> <tr> <th>Type</th> <th>A</th> <th>B</th> <th>C</th> <th>D</th> </tr> </thead> <tbody> <tr> <td>665A-100</td> <td>101.6 (4.0)</td> <td>33.00 (1.3)</td> <td>41.00 (1.6)</td> <td>165.0 (6.5)</td> </tr> <tr> <td>665A-150</td> <td>152.4 (6.0)</td> <td>33.00 (1.3)</td> <td>41.00 (1.6)</td> <td>215.9 (8.5)</td> </tr> <tr> <td>665A-200</td> <td>203.2 (8.0)</td> <td>33.00 (1.3)</td> <td>41.00 (1.6)</td> <td>266.7 (10.5)</td> </tr> <tr> <td>665A-280</td> <td>279.4 (11.0)</td> <td>33.00 (1.3)</td> <td>41.00 (1.6)</td> <td>342.9 (13.5)</td> </tr> <tr> <td>665A-460</td> <td>457.2 (18.0)</td> <td>33.00 (1.3)</td> <td>41.00 (1.6)</td> <td>520.7 (20.5)</td> </tr> </tbody> </table>	Type	A	B	C	D	665A-100	101.6 (4.0)	33.00 (1.3)	41.00 (1.6)	165.0 (6.5)	665A-150	152.4 (6.0)	33.00 (1.3)	41.00 (1.6)	215.9 (8.5)	665A-200	203.2 (8.0)	33.00 (1.3)	41.00 (1.6)	266.7 (10.5)	665A-280	279.4 (11.0)	33.00 (1.3)	41.00 (1.6)	342.9 (13.5)	665A-460	457.2 (18.0)	33.00 (1.3)	41.00 (1.6)	520.7 (20.5)
	Type	A	B	C	D																															
	665A-100	101.6 (4.0)	33.00 (1.3)	41.00 (1.6)	165.0 (6.5)																															
	665A-150	152.4 (6.0)	33.00 (1.3)	41.00 (1.6)	215.9 (8.5)																															
	665A-200	203.2 (8.0)	33.00 (1.3)	41.00 (1.6)	266.7 (10.5)																															
	665A-280	279.4 (11.0)	33.00 (1.3)	41.00 (1.6)	342.9 (13.5)																															
	665A-460	457.2 (18.0)	33.00 (1.3)	41.00 (1.6)	520.7 (20.5)																															
2000/1	7.5	10	15	25																																
2500/1	7.5	15	10	15																																
3000/1	10	20	15	25																																
4000/1	10	30	40	45																																
5000/1	10	30	40	45																																
6000/1	10	30	40	45																																
SCTK665A-280	1500/1	5	10	10	15	<p>NOTE:</p> <ul style="list-style-type: none"> ● Rated Primary current :0-6000Aac ● Rated Secondary current: 1A ● Rated load: 2.5, 3.75, 5.0, 10,15, 20,30, 45VA ● Accuracy: 0.5, 1.0, 3.0,5.0Class ● Output Connection:2*2.5mm² Wire 1m or Terminal ● Forbidden to open the second, otherwise, easy to produce high voltage 																														
	2000/1	7.5	10	15	25																															
	2500/1	7.5	15	10	15																															
	3000/1	7.5	15	15	20																															
	4000/1	10	25	40	45																															
	4500/1	10	30	40	45																															
	5000/1	10	30	40	45																															
6000/1	10	30	40	45																																
SCTK665A-460	2000/1	7.5	10	15	25																															
	2500/1	7.5	15	10	15																															
	3000/1	7.5	15	15	20																															
	3500/1	7.5	15	15	20																															
	4000/1	10	25	40	45																															
	4500/1	10	30	40	45																															
	5000/1	10	30	40	45																															
	5500/1	15	30	40	45																															
6000/1	15	30	40	45																																

SCTK665 Series

◆ Type Selection (Output: 5A)

Mfg P/N	Input/Output (A)	Burden(VA)/Class				Product Description																														
		0.5	1.0	3.0	5.0																															
SCTK665A-100	100/5	---	---	1.5	2.5																															
	250/5	---	1.5	2.5	3.75																															
	400/5	---	1.5	2.5	3.75																															
	600/5	---	2.5	3.75	5																															
	1000/5	---	1.5	3.75	5																															
	1500/5	---	2.5	5	10																															
	2000/5	1.5	2.5	5	10																															
SCTK665A-150	300/5	---	---	2.5	5																															
	500/5	---	2.5	5	7.5																															
	1000/5	5	10	10	15																															
	2000/5	7.5	10	15	25																															
	4000/5	10	30	40	45																															
	5000/5	10	30	40	45																															
	6000/5	10	30	40	45																															
SCTK665A-200	1000/5	5	10	10	15	<p>Dimensions(mm/inch)</p> <table border="1"> <thead> <tr> <th>Type</th> <th>A</th> <th>B</th> <th>C</th> <th>D</th> </tr> </thead> <tbody> <tr> <td>665A-100</td> <td>101.6 (4.0)</td> <td>33.00 (1.3)</td> <td>41.00 (1.6)</td> <td>165.0 (6.5)</td> </tr> <tr> <td>665A-150</td> <td>152.4 (6.0)</td> <td>33.00 (1.3)</td> <td>41.00 (1.6)</td> <td>215.9 (8.5)</td> </tr> <tr> <td>665A-200</td> <td>203.2 (8.0)</td> <td>33.00 (1.3)</td> <td>41.00 (1.6)</td> <td>266.7 (10.5)</td> </tr> <tr> <td>665A-280</td> <td>279.4 (11.0)</td> <td>33.00 (1.3)</td> <td>41.00 (1.6)</td> <td>342.9 (13.5)</td> </tr> <tr> <td>665A-460</td> <td>457.2 (18.0)</td> <td>33.00 (1.3)</td> <td>41.00 (1.6)</td> <td>520.7 (20.5)</td> </tr> </tbody> </table>	Type	A	B	C	D	665A-100	101.6 (4.0)	33.00 (1.3)	41.00 (1.6)	165.0 (6.5)	665A-150	152.4 (6.0)	33.00 (1.3)	41.00 (1.6)	215.9 (8.5)	665A-200	203.2 (8.0)	33.00 (1.3)	41.00 (1.6)	266.7 (10.5)	665A-280	279.4 (11.0)	33.00 (1.3)	41.00 (1.6)	342.9 (13.5)	665A-460	457.2 (18.0)	33.00 (1.3)	41.00 (1.6)	520.7 (20.5)
	Type	A	B	C	D																															
	665A-100	101.6 (4.0)	33.00 (1.3)	41.00 (1.6)	165.0 (6.5)																															
	665A-150	152.4 (6.0)	33.00 (1.3)	41.00 (1.6)	215.9 (8.5)																															
	665A-200	203.2 (8.0)	33.00 (1.3)	41.00 (1.6)	266.7 (10.5)																															
	665A-280	279.4 (11.0)	33.00 (1.3)	41.00 (1.6)	342.9 (13.5)																															
	665A-460	457.2 (18.0)	33.00 (1.3)	41.00 (1.6)	520.7 (20.5)																															
2000/5	7.5	10	15	25																																
2500/5	7.5	15	10	15																																
3000/5	10	20	15	25																																
4000/5	10	30	40	45																																
5000/5	10	30	40	45																																
6000/5	10	30	40	45																																
SCTK665A-280	1500/5	5	10	10	15	<p>NOTE:</p> <ul style="list-style-type: none"> ● Rated Primary current :0-6000Aac ● Rated Secondary current: 5A ● Rated load: 2.5, 3.75, 5.0, 10,15, 20,30, 45VA ● Accuracy: 0.5, 1.0, 3.0,5.0Class ● Output Connection:2*2.5mm² Wire 1m or Terminal ● Forbidden to open the second, otherwise, easy to produce high voltage 																														
	2000/5	7.5	10	15	25																															
	2500/5	7.5	15	10	15																															
	3000/5	7.5	15	15	20																															
	4000/5	10	25	40	45																															
	4500/5	10	30	40	45																															
	5000/5	10	30	40	45																															
SCTK665A-460	2000/5	7.5	10	15	25																															
	2500/5	7.5	15	10	15																															
	3000/5	7.5	15	15	20																															
	3500/5	7.5	15	15	20																															
	4000/5	10	25	40	45																															
	4500/5	10	30	40	45																															
	5000/5	10	30	40	45																															
5500/5	15	30	40	45																																
6000/5	15	30	40	45																																