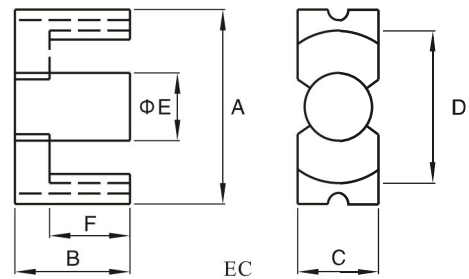
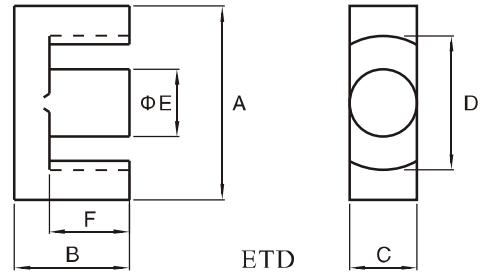



ETD & EC TYPE CORES



(MATERIALS):P1,P2,P3
Dimensions & Effective parameter

CORES TYPE	Dimensions(mm)						Effective parameter					
	A	B	C	D(mm)	ΦE	F	C1(mm ³)	Ae(mm ²)	Le(mm)	Ve(mm ³)	A1±25% (nH/N ²)	Weight(g)
ETD19	19.6±0.4	13.65±0.25	7.40±0.25	14.40	7.40±0.2	9.40±0.15	1.32	41.3	54.6	2260	1720(p3)	14
ETD24	24.70±0.6	14.95±0.25	8.50±0.3	18.8	8.50±0.3	10.1±0.1	1.14	56.3	61.9	3480	2125(p3)	20
ETD29	30.6±1.6	15.8±0.2	9.8±0.6	22.0	9.8±0.6	11.8±0.3	0.985	73.6	70.6	5193	2670(p2)	28
ETD34	33.4±1.6	17.5±0.4	11.1±0.6	25.6	11.1±0.6	12.1±0.3	0.810	97.1	78.6	7640	2850(p2)	40
ETD39	38.2±1.8	19.8±0.2	12.8±0.6	29.3	12.8±0.6	14.2±0.8	0.737	125	92	11500	3240(p2)	60
ETD44	43.0±2.0	22.5±0.4	15.2±0.8	32.5	15.2±0.8	16.5±0.4	0.588	175	103	18000	4110(p2)	94
ETD49	48.6±1.1	24.7±0.2	16.7±0.6	36.1	16.7±0.6	17.7±0.8	0.534	215	114	24200	4570(p2)	124
ETD54	54.5±1.3	27.6±0.2	18.9±0.4	40.1	18.9±0.4	20.2±0.4	0.454	280	127	35500	4400(p3)	180
ETD59	59.8±1.3	31.0±0.5	21.65±0.5	43.6	21.65±0.5	22.5±0.5	0.378	368	139	51200	5400(p3)	260
EC35	34.5±0.8	17.3±0.15	9.8±0.6	22.2	9.8±0.6	11.9±0.7	0.918	84.3	77.4	6530	2400(p2)	36
EC41	40.6±1.0	19.65±0.3	11.9±0.6	26.3	11.9±0.6	13.5±0.8	0.735	121	89.3	10800	3200(p2)	52
EC52	52.2±1.3	24.2±0.15	13.4±0.35	32.1	13.4±0.35	15.9±0.4	0.581	180	105	18900	3400(p2)	110
EC70	70.0±1.7	34.5±0.15	16.4±0.4	43.3	16.4±0.4	22.75±0.45	0.514	279	144	40200	3900(p2)	258
EC90	90.0±1.8	45.0±1.3	30.0±1.0	68.5	30.0±1.0	35.5±0.50	0.346	624	216	135000	6000(p2)	698
EC120	120.0±2.0	50.5±0.10	30.0±1.0	94.3	30.0±1.0	35.5±0.50	0.332	753	250	188250	6300(p2)	780