



# THROUGH-HOLE RADIAL HIGH CURRENT POWER CHOKES

## AIRD 03 SERIES

### FEATURES:

- High Saturation Material
- Polyolefin Shrink Tubing
- Low DC Resistance
- High Reliability Low cost

### OPTIONS:

- Packaging: Tape & Reel is Standard (Qty: 1000 pcs)  
Bulk packaging available for smaller quantities
- Tolerance: 10% is standard, tighter tolerances available.

### COMMON APPLICATIONS:

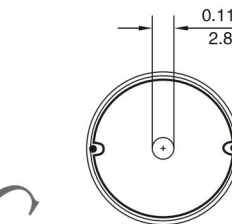
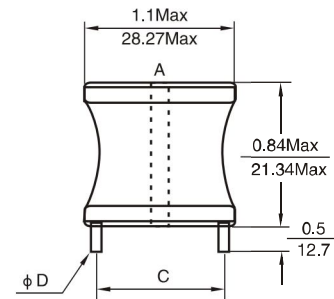
- Switching Regulators
- RFI Suppression Filters
- SCR and TRIAC Controls
- Automotive Systems

### STANDARD SPECIFICATIONS

Part Number	L (uH) @1KHz	DCR (Ω Max)	IDC (A Max)	Dim(Inches/mm) C Approx.	Dim(Inches/mm) Ø D Nom.
AIRD03-1R0M	1.0	0.003	21	0.80/20.32	0.081/2.05
AIRD03-1R2M	1.2	0.003	21	0.80/20.32	0.081/2.05
AIRD03-1R5M	1.5	0.003	21	0.80/20.32	0.081/2.05
AIRD03-1R8M	1.8	0.003	21	0.80/20.32	0.081/2.05
AIRD03-2R2M	2.2	0.003	21	0.80/20.32	0.081/2.05
AIRD03-2R7M	2.7	0.003	21	0.80/20.32	0.081/2.05
AIRD03-3R3M	3.3	0.003	21	0.80/20.32	0.081/2.05
AIRD03-3R9M	3.9	0.003	21	0.80/20.32	0.081/2.05
AIRD03-4R7M	4.7	0.003	21	0.80/20.32	0.081/2.05
AIRD03-5R6M	5.6	0.003	21	0.82/20.82	0.081/2.05
AIRD03-6R8M	6.8	0.004	21	0.82/20.82	0.081/2.05
AIRD03-8R2M	8.2	0.004	21	0.82/20.82	0.081/2.05
AIRD03-100K	10	0.006	17	0.82/20.82	0.081/2.05
AIRD03-120K	12	0.008	13.5	0.80/20.32	0.072/1.82
AIRD03-150K	15	0.009	13.5	0.80/20.32	0.072/1.82
AIRD03-180K	18	0.010	13.5	0.80/20.32	0.072/1.82
AIRD03-220K	22	0.011	13.5	0.79/20.06	0.064/1.62
AIRD03-270K	27	0.012	13.5	0.79/20.06	0.064/1.62
AIRD03-330K	33	0.017	13.5	0.79/20.06	0.064/1.62
AIRD03-390K	39	0.022	11.4	0.79/20.06	0.057/1.44
AIRD03-470K	47	0.024	9.0	0.79/20.06	0.057/1.44
AIRD03-560K	56	0.026	9.0	0.79/20.06	0.057/1.44
AIRD03-680K	68	0.029	9.0	0.79/20.06	0.057/1.44
AIRD03-820K	82	0.032	9.0	0.79/20.06	0.051/1.37
AIRD03-101K	100	0.034	9.0	0.79/20.06	0.051/1.37
AIRD03-121K	120	0.046	7.2	0.79/20.06	0.051/1.37
AIRD03-151K	150	0.064	5.5	0.77/19.56	0.045/1.14
AIRD03-181K	180	0.072	5.5	0.77/19.56	0.045/1.14
AIRD03-221K	220	0.080	5.5	0.77/19.56	0.040/1.01
AIRD03-271K	270	0.110	4.5	0.77/19.56	0.040/1.01
AIRD03-331K	330	0.122	4.5	0.77/19.56	0.040/1.01
AIRD03-391K	390	0.169	4.0	0.77/19.56	0.036/0.91
AIRD03-471K	470	0.187	4.0	0.77/19.56	0.036/0.91
AIRD03-561K	560	0.205	4.0	0.77/19.56	0.032/0.81
AIRD03-681K	680	0.256	2.8	0.77/19.56	0.032/0.81
AIRD03-821K	820	0.288	2.8	0.77/19.56	0.032/0.81
AIRD03-102K	1000	0.426	2.0	0.75/19.05	0.029/0.73
AIRD03-122K	1200	0.426	2.0	0.75/19.05	0.029/0.73
AIRD03-152K	1500	0.518	2.0	0.75/19.05	0.025/0.64
AIRD03-182K	1800	0.705	1.6	0.75/19.05	0.025/0.64
AIRD03-222K	2200	1.02	1.3	0.75/19.05	0.025/0.64
AIRD03-272K	2700	1.14	1.3	0.75/19.05	0.023/0.58
AIRD03-332K	3300	1.27	1.3	0.75/19.05	0.020/0.51
AIRD03-392K	3900	1.67	1.0	0.75/19.05	0.020/0.51
AIRD03-472K	4700	1.86	1.0	0.75/19.05	0.020/0.51

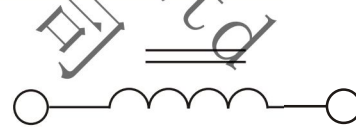
Note: 1. K= ± 10%, M= ± 20%

### PHYSICAL CHARACTERISTICS



DIMENSIONS: INCHES / mm

### ELECTRONICAL SCHEMATIC



### TECHNICAL INFORMATION:

- Inductance Testing: ,HP4284A,HP4285A or equivalent
- RDC:QuadTech 1880 Milliohmmer
- Q- HP4342A
- SRF-HP4191A or HP4194A
- Rated Current L value drop 10% typ. at I<sub>bc</sub> against its initial value
- Temperature rise 40°C Max Reference ambient temperature
- Solderability: 75% of the lead wire shall be covered
- Soldering Methods: Wave, Reflow
- Operating Temperature: -25°C to +85°C
- Storage Temperature: -55°C to +125°C
- Terminal bending strength: 24.5N Min
- Moisture resistance: ΔL/L ≤ ± 10% ΔQ/Q ≤ ± 25%

Note: All specifications subject to change without notice.